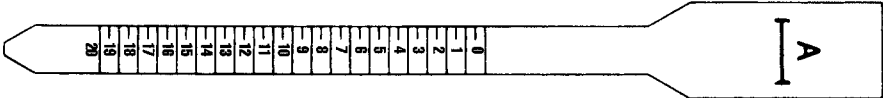
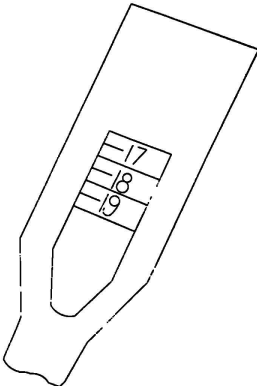
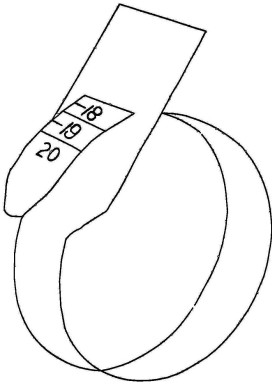


RING SIZER

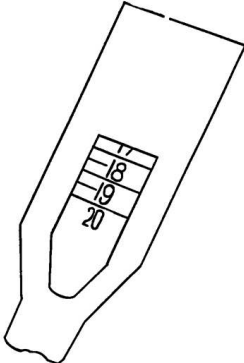


Instructions

- 1. Cut out paper sizer.
- 2. Open slot A.
- 3. Roll into a circle with number on the outside.
- 4. Place onto finger and pull tab through slot until the paper is snug on your finger.
- 5. Read finger size on scale.



read as "17"



read as "17 1/2"